

**GOVT. D.B. GIRLS' P.G. (AUTONOMOUS) COLLEGE
RAIPUR CHHATTISGARH**

**SYLLABUS
OF
POST GRADUATE DIPLOMA IN COMPUTER APPLICATION
Ist SEMESTER
2020-21**

Theory

Part A

No.	Title	Marks		Total
		Max.	Min.	
Paper-I	PGDCA-101 : Fundamentals of Computers	100	20	100
Paper-II	PGDCA-102 : Office Automation & Tally	100	20	100
Paper-III	PGDCA-103 : Programming in “C”.	100	20	100

Practical

Part B

	Name of The Practical	Marks	
		Max.	Min.
Practical-I	PGDCA-104 : Practicals based on PGDCA-102 (Office Automation & Tally)	100	20
Practical-II	PGDCA-105 : Practicals based on PGDCA-103 (Programming in “C”)	100	20

APPROVED BY THE BOARD OF STUDIES ON

NAME	IN THE CAPACITY OF	SIGNATURE
Dr. MADHU SHRIVASTAVA	CHAIRMAN	
Dr. SANJAY KUMAR	SUBJECT EXPERT (University Nominee)	
Shri . RAJU KHUNTTEY	SUBJECT EXPERT (Principal Nominee)	
Mrs. RASHMI SENGUPTA	MEMBER OF THE DEPARTMENT	
Mrs. KIRAN DEWANGAN	MEMBER OF THE DEPARTMENT	
Ku. SANDHYA SAHU	EX-STUDENT	

Signature of Chairman

Signature of Member(Subject)

GOVT.D.B.GIRLS' P.G. COLLEGE,RAIPUR, CHHATTISGARH
Autonomous Under
PT. RAVISHANKAR SHUKLA UNIVERSITY, RAIPUR (C.G.)

POST GRADUATE DIPLOMA IN COMPUTER APPLICATION, 2020-21
[DURATION - ONE YEAR - FULL TIME]

The duration of the course shall be one year consisting of two semesters. There shall be three theories and two practical courses in the each semester.

FIRST SEMESTER

- PGDCA-101 : Introduction of computers**
- PGDCA-102 : Office Automation & Tally**
- PGDCA-103 : Programming in "C"**
- PGDCA-104 : Practical based on PGDCA-102.**
- PGDCA-105 : Practical based on PGDCA-103.**

DEPARTMENT OF COMPUTER SCIENCE

PGDCA Ist SEMESTER

SESSION :2020-21

PAPER - I

PGDCA-101 FUNDAMENTALS OF COMPUTERS

Maximum Marks: 100

Number of Units : V

Minimum Marks: 20

UNIT – I : Introduction to Computers

Computers system: – Characteristics and capabilities. Computer Hardware and Software, Block Diagram of a Computer, Different Data Processing: Data, Data Processing System, Storing Data, Processing Data. Types of Computers: Analog, Digital, Hybrid, General and Special Purpose Computers. Generation of Computers.

UNIT – II : Computer Peripherals

Introduction to Input Devices : Categorizing Input Hardware , Keyboard , Direct Entry-Card Readers , Scanning Devices – O.M.R. , Character Readers , Thumb Scanner , MICR ,Smart Card , Voice Input Devices , Pointing Devices –Mouse ,Light Pen , Touch Screen .

Computer Output : Output Fundamentals , Hardcopy Devices , Impact Printers , Non-Impact Printers , Plotters , Computer output Microfilm/Microfiche(COM) system , Softcopy Output Devices , Cathode Ray Tube ,Flat Screen Technologies , Projectors ,Speakers.

UNIT – III : Basic Components & Storage

Central Processing Unit – The Microprocessor, Control unit, ALU, Registers, Buses, Main Memory (RAM) for microcomputers, Read Only Memory (ROM) .

Storage Devices: - Storage Fundamentals, Primary and Secondary Storage, Data Storage and Retrieval Methods –Sequential , Direct & Indexed Sequential , Tape Storage and Retrieval Methods Tape Storage Devices , characteristics and limitations , Direct access Storage and Microcomputers – Hard Disks ,Disk Cartridges , Direct Access Storage Device For Large Computers system , Mass Storage system and Optical Disks , CD Rom.

UNIT – IV : Computer Software & Languages –

System Software – System Software Vs Application Software , Types of System Software; Introduction and Types of Operating Systems , Boot Loader , Diagnostic Programs , BIOS , Utility Programs.

Application Software: - Microcomputer Software, Interacting with the system, Trends in PC Software, Types of Application Software, Difference between Program and Packages.

Computer Language: Definition, Generations of computer Languages, Types of Languages, Language Processors: Assembler; Interpreter, Compiler.

UNIT – V : Operating System and Linux

Introduction, Uses of OS , Functions of OS , Booting process , Types of Reboot , Booting from different OS , Types of OS , DOS , Windows ,Linux open source Software concept and evolution of Linux , Features of Multi-User operating system , Structure of Linux OS , Security Features of Linux , File System . Directory Structure and related commands .Linux Editors & editor commands , Linux commands cd , md, rm, mv, cp ,ls , cat ,find , grep.

Books Recommended

1. Computer Fundamentals : P.K Sinha BPB Publications
2. Introduction to information Technology , V. Rajaraman , PHI , Second Edition
3. Operating system concepts , Silberchartz, Galvin and Gagne , Wiley India Editiona.
4. Unix Concepts and Applications , Sumitabha Das , McGarw hill

DEPARTMENT OF COMPUTER SCIENCE

Signature of Chairman

Signature of Member(Subject)

PGDCA Ist SEMESTER
SESSION : 2020-21
PAPER - II
PGDCA-102 OFFICE AUTOMATION & TALLY

Maximum Marks: 100
Minimum Marks: 20

Number of Units : V

UNIT – I : Using Office with MS-Word :

Introduction to word processing software and it's features ,Creating new document , Saving documents, Opening and Printing documents.

Home Tab: Setting fonts, Paragraph settings, Various styles(Normal, No spacing , Heading1 , Heading2 , Title , Strong), Find & replace , Format painter , Copy paste and paste special .

Inset Tab : Page ,Tables ,pictures , clipart ,shapes, header & footer ,word art , equation and symbols.

Page Layout Tab: page setup, page Background, Paragraph (indent and spacing).

Mailing Tab: Create envelopes and Labels, Mail merge.

Review Tab: Spelling and grammar check, new comment, Protect document.

View Tab : Document views ,zoom , window(New window , Split , Switch window).

UNIT – II : Working With MS-Excel

.Introducing Excel , Use of excel sheet , Creating new sheet ,Saving ,Opening and printing workbook.

Home Tab : Font , Alignment , Number, Styles and cells and editing ,Conditional Formatting.

Insert Tab: Table, Charts(column chart, Pie chart, Bar chart ,Line Chart) and Texts (header & footer, word art, signature line).

Page Layout Tab : Page setup options , Scale to fit(width ,height, scale).

Formulas Tab : Autosum (sum , average , min, max), logical(If ,and or ,not , true , false) , Math & trig(sin , cos , tan , ceiling , floor, fact, mod, log) , watch window.

Data Tab: Get external data from MS Access , Sort and filter option , Data validation , Group and ungroup .

Review tab: Protect sheet , Protect workbook , Share workbook .

View Tab: Presentation views, colours and window option.

UNIT – III : Working With MS-PowerPoint

Introducing power point , Use of power point Presentation , Creating new slides saving , opening and printing.

Home Tab : New slide ,Layout , Reset ,Delete, Setting text direction , Align text , Convert to Smart art , Drawing options.

Insert Tab: Table , picture ,clipart , photo album , smart art, shapes and chart , movie and sound, hyperlink and action , text box , word art, object.

Design Tab : Page setup options , slide orientation , applying various themes , selecting background style and Formatting it.

Animations Tab : Custom animation for entrance , exit and emphasis , applying slide transition , setting transition speech and sound , animation on rehears timing .

Slide show & View Tab : Start slide show potion , setup option.

View Tab : Presentation views , colours and window option.

UNIT – IV : Working With MS-Access:

Front end & Back end of application ,Introduction to DBMS , Features of DBMS , Creating blank database , saving it in accdb format .Defining data type in ms access,

Signature of Chairman

Signature of Member(Subject)

Home Tab : Datasheet view , design view , pivot chart view , pivot table view , sort and filter option.

Create Tab : Creating Table , Creating reports, Query wizard.

External Data Tab: importing data from access and excel sheet , exporting data to excel and ms word .

Datasheet Tab : Relationships , Fields and columns , Data type and formatting options.

UNIT – V : Tally

Setting up Ledger & Groups. Study of recording of transactions in the *Voucher*. (According to Golden rules). Study of „Final A/C preparation & displaying in different mode/format“. Study of alteration & Deletion of ledger/Groups. Study of cash & fund flow, day book, sales register, purchase register, bills receivable/Payable etc. Study of data security & backing up data. Outline of entry for Income Tax, ED, VAT, ST/CST, PF, Gratuity, Bonus, Loans & Depreciation etc.

DEPARTMENT OF COMPUTER SCIENCE
PGDCA Ist SEMESTER
SESSION : 2020-21
PAPER - III
PGDCA-103 PROGRAMMING IN 'C'

Maximum Marks: 100
Minimum Marks: 20

Number of Units : V

UNIT – I : Introduction :

Introduction Character set, Identifiers and Keywords, Variables, Displaying variables, Reading Variables, Character and Character String, Qualifiers, Type define Statements, Value initialized variables, Constants, Constant Qualifier, Operators and Expressions, Operator Precedence and Associativity, Basic input output: Single Character I/O, General Outputs , Types of Characters in format string, Scanf with specifiers ,Searchset Arrangements and Suppression Character , Format Specifiers for Scanf.

UNIT – II : Control Structure & Functions :

Control Structure: If - statement, If -else statement, Multi decisions, Nested if statements, Switch statement, for - loop, While -loop, Do-While loop, Break statement, Continue Statement, Go to statement.

Functions : The Main Function, Functions accepting more than one parameter, User defined and library functions, Concept associatively with functions, function parameter, Return value, recursion comparisons of Iteration and recursion variable length argument list.

UNIT – III : Arrays& Pointers:

Arrays : Scope and Extent, Arrays , Strings , Multidimensional Arrays, Strings, Array of Strings, Function in String.

Pointers: Definition and use of pointer, address operator, pointer variable, referencing pointer, void pointers, pointer arithmetic, pointer to pointer, pointer and arrays, passing arrays to function , pointer and functions, accessing in array inside functions , ,pointers and two dimensional arrays, array of pointers, pointers constants, pointer and strings.

UNIT – IV : Structure and Union :

Declaring and using Structure, Structure initialization, Structure within Structure, Operations on Structures, Array of Structure, Array within Structure, Creating user defined data type, pointer to Structure and function. Union, difference between Union and Structure, Operations on Union, Scope of Union.

UNIT – V : Dynamic Memory Allocation and File Handling :

Dynamic Memory Allocation : Library functions for Dynamic memory allocation , Dynamic Multi-Dimensional Arrays.

File Handling : Introduction , Structure , File handling ,Functions file type , Un-buffered and buffered , Error handling.

Suggested Books :-

1. Let us C - Yashwant Kanetkar.
2. Programming in C - E. Balaguruswamy

1. Scheme of Examination: -

1. Practical examination will be of 3 hours duration. The distribution of practical marks is as follows :

Question 1 (Ms office)	- 15
Question 2 (Ms office)	- 15
Question 3 (Ms office)	- 15
Question 4 (Tally)	- 15
Viva-Voice	- 20
[Practical Copy + Internal Record]	- 20
Total	- 100

2 In every program there should be comment for each coded line or block of code.

3 Practical file should contain printed programs with name of author, date, path of program, unit no. and printed output.

4 All the following programs or a similar type of programs should be prepared.

List of Practical

MS- WORD

1 File New, Open, Save, Cut, Copy, Paste, Drag Drop, Bullets and Numbering, Undo, Redo, Find, Replace, Paragraph Formatting, Character Formatting and Page Formatting.

1. Open a document. Type the following text and perform the tasks as instructed below:-

Working with Word Processor

As already mentioned, a word processor is a package that processes textual matter and creates organized and flawless documents. In addition to it a word processor not only remove all the limitations of typewriter but also offers various useful features that cannot be even dreamt of with typewriter.

Also if same textual matter is to be reproduced with minor changes, retyping the only option in typewriters. The word processing (and word processor) originated way back in 1964 when special typewriters. Magnetic Tape Selectric typewriters (MIST) were launched by IBM (International Business Machines).

(i) Insert the following text after the first paragraph

The main components of a word processing system are listed below:

- Computer
- Printer
- A word processing software

(ii) Save the document as Word1.doc

(iii) Move the second paragraph to the end of the document. Using drag & drop.

(iv) Move the second paragraph in the end of the document using cut, paste operations.

(v) Undo the above actions.

(vi) Now use Redo actions

(vii) Go to the End of the document (in one step)

(viii) Go to the Beginning of document (in one step)

- (ix) Insert page break before the third paragraph.
- (x) Search the word “computer: in your document with options Match case, find whole words only.
- (xi) Replace the word “typewriters” with “word processor”
- (xii) Undo the above action
- (xiii) Remove All page breaks from your document
- (xiv) Change the magnification of your document to different percentages using zoom features.
- (xv) Format the above written paragraphs and give the options as follows:
 - Alignment justified
 - Indentation: left 0.2 right:0.2
 - Spacing: before 6 pt. after:6 pt.
 - Special: first line by :0.4”
 - Line spacing 1.5 lines.
- (xvi) Set the default tab stop to 0.3”
- (xvii) Set the margins to 1.25
- (xviii) Format the page using
 - Left margin:0.5, right margin: 0.5
 - Top margin:1.5, bottom margin:0.5
 - Gutter Margin: 1indentation: left 0.2 right:0.2
 - Header Margin:0.5
- (xix) Format the each occurrence of group of words ‘Word Processor’ as bold, italic, underline and small caps using find and replace with formatting options.
- (xx) Align the heading to Center and make it bold, underlined and italicized.

2 **File New, Open, Save, Find, Replace, Paragraph Formatting, Character Formatting and Page Formatting**

Type the text as show below and perform the tasks as directed:

Computers

COMPUTER is an electronic device that processes data and gives meaningful information.

Computers are being used in almost all the fields today

EXPERT SYSTEMS

HUMAN THINKING AND ARTIFICIAL INTELLIGENCE

Can computer think?

AI at work Today: Natural Language programs and Expert Systems.

THE IMPACT OF COMPUTERS ON PEOPLE

The Positive Impact

The Potential Dangers

THE IMPACT OF COMPUTERS ON ORGANIZATIONS

The information Processing Industry

The Positive impact on Using Organizations

The Potential Dangers for Using Organizations

(i) Search for the word ‘Computer’ in the entire document. All the occurrences of the given word are to be searched irrespective of the case.

(ii) In the above question note that word also searches ‘computerization and‘computerisations’. Now make sure that this time Word searches only for the word‘computer’ in the entire document.

(iii) Change the entire uppercase letter to lowercase.

(iv) Give a heading to the above written text ‘COMPUTERS IN TODAY’S WORLD’

(v) Centre aligns the Heading text Computer that appears in first line.

(vi) Apply outside border to entire document.

(vii) Apply outside border to the just heading text.

(viii) Change page setup according to the following specifications

- Top margin: 1.5”, bottom margin: 1.5”
- Gutter: 1”, left margin: 1.5”
- Right margin: 1”
- Page width: 7.5”, page height: 6.5 “
- Orientation: portrait

(ix) Give a header ‘Creations’ and footer ‘The school of computing’. The footer should also consist of page no’s.

(x) Give appropriate commands for giving different header and footers for first page and odd & even pages.

(xi) Save and close the document.

3 Write the following equations in MS-Word:

- $4H_3PO_3 = 3H_3PO_4 + PH_3,$
- $PCL_3 + CL_2 = PCL_5,$
- $(x+y)^2 = x^2 + y^2 + 2xy$

4 Write the following equations in MS-Word:

- $C_2H_5OH + PCL_5 = C_2H_5CL + POCL_3 + HCL,$
- $A = \pi r^2,$
- $a \div b \neq 0$

5 Write the following in MS-Word:

- Preheat the oven to 220°C.
- Copyright ©
- Registered ®
- 4. Trademark ™

6 Create the following table in MS-Word:

Name		Rahul	
Roll No.		101	
Subject		Min	Obtain
Java	Max	33	75
		33	70
Multimedia	100		
	100		

7 Create a document in MS-Word. Set the watermark as Microsoft. Also write the following text as formatted below:
 ensuring programming progress by lines of code is
 like measuring aircraft building progress by weight.

-Bill Gates

8 Create the following:



Tt Time is money

Signature of Chairman

Signature of Member(Subject)

9 Create the following:



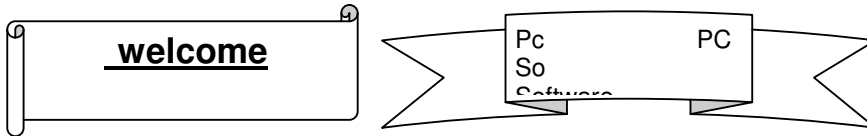
10 Create the following table in MS-Word:
Admission 2011-2012

Courses	OC	OB	MBC	SC/ST	Total
Computer Science	9	18	5	5	37
Commerce	14	25	6	5	50
Mathematics	12	20	4	4	40

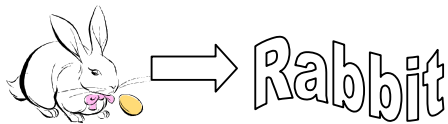
11 Create table as shown:

Car		Price
Ma rut i	Omni Van	200000
	Maruti 800	242000
Tata	Sumo	390000
	Sierra	447000

12 Insert the following in MS-Word:



13 Insert the following in MS-Word:



14. Write the following in MS-WORD.

- This is sentencecase
- this is lowercase
- THIS IS UPPERCASE
- This Is Capitalise Each Word
- tHIS IS tOGGLE cASE

15 Create the following list in MS-WORD:

- **Actors**
 - Bruce Willis
 - Gerard Butler
 - Vin Diesel
- **Actress**
 - Julia Roberts
 - Angelina Jolie
 - Kate Winslet

Signature of Chairman

Signature of Member(Subject)

16 Write the following in MS-Word:

1. Cricket Players
 - A. Batsman
 - i. Sachin Tendulkar
 - ii. Rahul Dravid
 - iii. Virendra Sehwag
 - B. Bowler
 - a. Kumble
 - b. Zaheer Khan
 - c. Balaji
 - C. Spinner
 - a) Harbhajan
 - b) Kumble
 - c) Kartik

17 Write a letter to send invitation to your friend inviting on your birthday.

18 Create labels for your friends address

MS-EXCEL

1. Create the following worksheet and save the worksheet as wages.xls

PACE COMPUTERS (ATC CEDT), Govt. of India
Payroll for Employee (Temporary)

Today's Date			Pay Rate
Worker's Name	Hired On	days Worked	Gross Wages
Kushagra	3-Mar-07		
Pradeep	4-Mar-07		
Puneet	5-Mar-07		
Rajeev	6-Mar-07		

(1) Calculate days work and gross wages

2. Create the following working sheet and save as wages.xls

Name	basic (monthly (Rs)	HRA (% basic)	DA (Rs)	Total Salary 1997 (Rs)	Bonus (Rs)	Total Salary (1998)	% increase (i) (ii) (iii) (iv)
Shirome	500	10	450		1200		(v)
Somya	9000	15	800		200		(vi)
Taniya	7000	12	900		1200		(vii)

- (1) Calculate the following salary as sum basic salary, HRA, Da. for each Employee for 1997.
- (2) Calculate Total salary for every year 1998 as sum of salary and bonus.
- (3) Calculate % increase in salary from 1997 to 1998

3. Create a worksheet as follows

Peace computer (ATC CEDT) Govt.of India
Payroll for employee(Permanent)

Emcode	name	doj	Salar	Bonus	net salary
E001	Meenu	3-Mar-95	5000		

Signature of Chairman

Signature of Member(Subject)

E002	Manoj	4-Mar-06	4000		
E003	Preeti	3-Mar-95	4800		
E004	Sumita	6-Mar-07	7500		

(1) Find net salary as sum of bonus and salary

(2). Allow bonus 8000 to employee having service > 2 year otherwise allow bonus 3000

4. Create a worksheet as follows

Roll No	Name	English	Maths	Total	Average	Division
101	Kushagra	95	99			
102	Ajay	92	95			
103	Vijay	70	69			

(1) Find Total of two subjects for each student.

(2) find average of two subjects for each student.

(3) find class as average of column

(4) find Division of student as first, second, third, assume percentage of your own and maximum marks in each student as 100.

(5) apply conditional formatting for division column, first division should be in bold second division should be in italic and third division should be underline

5. Create macro in excel to make selected cell, italic outside bordered and center across select.

6. Create Bar chart with given data.

	2001	2002	2003
Tea	19	23	25
Coffee	22	24	22
Sugar	45	40	45

(1) Provide heading production detail

(2) Provide z axis title lacks metric tone

(3) Provide x axis title year.

7. Create a table with column heading as shown as below and using form perform data entry of records.

Zone	Department	Employee	Salary
West	Marketing	Mukesh	10500
East	Sales	Rahul	20000
South	Marketing	Suresh	5500
North	Marketing	Anju	25000
South	Sales	Neeraj	8000
North	Sales	Ajay	8000
South	Marketing	Mahesh	7500
West	Sales	Rahjesh	4500

(1). Sort the data according to zone then by Department

Signature of Chairman

Signature of Member (Subject)

(2) Use group and outline feature to show & hide details

8. Create a table with column heading as shown as below and using form perform data entry of records.

Zone	Department	Employee	Salary
West	Marketing	Mukesh	10500
East	Sales	Rahul	20000
South	Marketing	Suresh	5500
North	Marketing	Anju	25000
South	Sales	Neeraj	8000
North	Sales	Ajay	8000
South	Marketing	Mahesh	7500
West	Sales	Rahjesh	4500

(1). Use filter command to show records having Zone: West

(2)Use filter command to show records having Zone: west and salary less than 5000.

(3)Use filter command to show records having salary greater than 10000.

9. Create a Pivot table of following data exercise

Zone	Department	Employee	Salary
West	Marketing	Mukesh	10500
East	Sales	Rahul	20000
South	Marketing	Suresh	5500
North	Marketing	Anju	25000
South	Sales	Neeraj	8000
North	Sales	Ajay	8000
South	Marketing	Mahesh	7500
West	Sales	Rajesh	4500

10. Create a table using feature.

Principle 1500

Rate 1%

Time 5

11. Using goal seek Feature find out the interest rate must be to earn interest 500

Principle	1500
Rate	4%
Time	5
Interest	300

MS PowerPoint

1. Create a PPT atleast 10 slides one slide for comparison, one slide displaying a chart with table.
2. Create a PPT presentation use rehearse timing for the slide show.
3. Create a PPT presentation slide import sound and video clips.
4. Create a PPT presentation using hyperlinking.
5. Create a PPT presentation and apply themes and transitions.

Tally

1. At least 5 practical Questions in Tally.

1. Create the following table MS-Access:

Field Name	Data Type	Description
Contact ID	AutoNumber	Primary Key
Contact Type	Text50	Type of contact(Wholesale ,dealer ,other)
Name	Text50	Contact's first name
Company	Text50	The Contact's employer
Address	Text50	Contact's address
City	Text50	Contact's city
State	Text50	Contact's state
ZipCode	Text50	Contact's zip code
Phone	Text50	Contact's phone
Fax	Text50	Contact's fax
E-Mail	Text50	Contact's e-mail address
Website	Text50	Contact's web address
LastSalesDate	Date/Time	The most recent date the contact purchased something
DiscountPercent	Number	The customary discount provided to the customer
Notes	Memo	Notes and observations regarding this customer
Active	Yes/No	Whether the customer is still buying or selling products

2. Create the following table in MS-Access with the referential integrity-foreign key :

1. tblProducts

Primary Key-ProductID

ProductID	Description	Category	Quantity	Cost	Retail Price	Product Number	SalePrice	Taxable
-----------	-------------	----------	----------	------	--------------	----------------	-----------	---------

2:tblSalesLineItems

Primary Key- SalesLineItems

SalesLineItems	InvoiceNumber	ProductID	Product Number	Quantity	Description	Price	Discount
----------------	---------------	-----------	----------------	----------	-------------	-------	----------

3.tblSales

Primary Key- InvoiceNumber

InvoiceNumber	Saledate	Invoicedate	Buyer	Payment Method	TaxLocation	TaxRate
---------------	----------	-------------	-------	----------------	-------------	---------

Signature of Chairman

Signature of Member(Subject)

DEPARTMENT OF COMPUTER SCIENCE
PGDCA Ist SEMESTER
SESSION : 2020-21
PAPER - V

PGDCA-105 : Practicals based on PGDCA-103 (Programming in “C”)
Maximum Marks: 100 Minimum Marks: 20

1 Scheme of Practical Examination:-

Practical examination will be of 3 hours duration. All programs with flowchart & algorithms.
The distribution of practical marks is as follows and

Question 1 (with flowchart & algorithms) - 20

Question 2 (with flowchart & algorithms) - 20

Question 3 (with flowchart & algorithms) - 20

Viva-Voice - 25

[Practical Copy + Internal Record] - 15

Total - **100**

2 Practical file should contain printed programs with name of author, date, path of program, unit no. and printed output.

3 In every program there should be comment for each coded line or block of code.

4 All the programs or a similar type of programs should be prepared as per the practical list.

List of Practical

INPUT AND OUTPUT, FORMATTING

1. Write a program in which you declare variable of all data types supported by C language. Get input from user and print the value of each variable with alignment left, right and column width 10. For real numbers print their values with two digits right to the decimal.

LOOPS, DECISIONS

2. Write program to print all combination of 1 2 3.

3. Write program to generate following pattern

a) * * * * *
* * * * *
* * * * *
* * * * *
* * * * *
* * * * *

c) *
* *
* * *
* * * *
* * * * *

b) 1
2 3
4 5 6
7 8 9 10

d) 1
2 1 2
3 2 1 2 3
4 3 2 1 2 3 4

4. Write main function using switch...case, if..else and loops which when called asks pattern type; if user enters 11 then first pattern is generated using for loop. If user enters 12 then first pattern is generated using while loop. If user enters 13 then first pattern is generated using do-while loop. If user enters 21 then a second pattern is generated using for loop and so on.

5. Write program to display number 1 to 10 in octal, decimal and hexadecimal system.

6. Write program to display number from one number system to another number system. The program must ask for the number system in which you will input integer value then the program must ask the number system in which you will want output of the input number after that you have to input the number in specified number system and program will give the output according to number system for output you mentioned.

7. Write a program to perform following tasks using switch...case, loops, and conditional operator(as and when necessary).

a) Find factorial of a number

b) Print fibonacci series up to n terms and its sum.

Signature of Chairman

Signature of Member(Subject)

- c) Print sin series up to n terms and its sum.
 - d) Print prime numbers up n terms.
 - e) Print whether a given year is leap or not.
8. Write program no. 6 but use library function to perform above tasks.

ARRAY

9. Create a single program to perform following tasks using switch, if..else, loop and single dimension character array without using library function:
- a) To reverse the string.
 - b) To count the number of characters in string.
 - c) To copy the one string to other string;
 - d) To find whether a given string is palindrome or not.
 - e) To count no. of vowels, consonants in each word of a sentence and no. of punctuation in sentence.
 - f) To arrange the alphabets of a string in ascending order.
10. Create a single program to perform following tasks using switch, if..else, loop and single dimension integer array: a) Sort the elements.
11. Write a program that read the afternoon day temperature for each day of the month and then report the month average temperature as well as the days on which hottest and coolest days occurred.
12. Create a single program to perform following tasks using switch, if..else, loop and double dimension integer array of size 3x3:
- a) Addition of two matrix.
 - b) Subtraction of two matrix.
 - c) Multiplication of two matrix.
13. Create a single program to perform following tasks using switch, if..else, loop and double dimension character array of size 5x40:
- a) Sorting of string.

FUNCTIONS

14. Write program using the function power (a, b) to calculate the value of a raised to b.
15. Write program to demonstrate difference between static and auto variable.
16. Write program to demonstrate difference between local and global variable.
17. Write a program to perform following tasks using switch...case, loops and function.
- a) Find factorial of a number
 - b) Print Fibonacci series up to n terms and its sum.
18. Write a program to perform following tasks using switch...case, loops and **recursive** function.
- a) Find factorial of a number
 - b) Print Fibonacci series up to n terms and its sum.
19. Write a function to accept 10 characters and display whether each input character is digit, uppercase letter or lower case letter.

STRUCTURE & UNION

20. Create a structure Student having data members to store roll number, name of student, name of three subjects, max marks, min marks, obtained marks. Declare a structure variable of student. Provide facilities to input data in data members and display result of student.
21. Create a structure Date with data member's dd, mm, yy (to store date). Create another structure Employee with data members to hold name of employee, employee id and date of joining (date of joining will be hold by variable of structure Date which appears as data member in Employee Structure). Store data of an employee and print the same.
22. Create a structure Student having data members to store roll number, name of student, name of three subjects, max marks, min marks, obtained marks. Declare array of structure to hold data of 3 students. Provide facilities to display result of all students. Provide facility to display result of specific student whose roll number is given.

Signature of Chairman

Signature of Member(Subject)

23. Write program to create structure complex having data members to store real and imaginary part. Provide following facilities:

- a) Add two complex nos. using structure variables.
- b) Subtract two complex nos. using structure variables.

Use structure as argument to function and function returning structure.

POINTER

24. Define union Emp having data members:-one integer, one float and one single dimension character array. Declare a union variable in main and test the union variable.

25. Define an enum Days_of_Week members of which will be days of week. Declare an enum variable in main and test it.

26. Write a program of swapping two numbers and demonstrates call by value and call by reference.

27. Write program to sort strings using pointer exchange.

28. Write a program in c using pointer and function to receive a string and a character as argument and return the no. of occurrences of this character in the string.

29. Create a program having pointer to void to store address of integer variable then print value of integer variable using pointer to void. Perform the same operation for float variable.

30. Write program to find biggest number among three numbers using pointer and function.

31. Write program to Create a structure Employee having data members to store name of employee, employee id, salary. Use Pointer to structure to store data of employee and print the stored data using pointer to structure.

32. Write program to Create a structure Employee having data members to store name of employee, employee id, salary. Use Pointer to structure to simulate dynamic array of structure store data of n employees and print the stored data of n employees using pointer to structure.

33. Write a program to sort a single dimension array of integers of n elements simulated by pointer to integer. Use function for sorting the dynamic array.

34. Write a program to sum elements of a double dimension array of integers of m rows and n columns simulated by pointer to pointer to integer. Use function for sum the elements of the dynamic array.

35. Write program to demonstrate difference between character array and pointer to character.

36. Write program to demonstrate difference between constant pointer and pointer to constant.

37. Write program to demonstrate pointer arithmetic.

38. write program to demonstrate function-returning pointer.

GOVT. D.B. GIRLS' P.G. (AUTONOMOUS) COLLEGE
RAIPUR CHHATTISGARH

SYLLABUS
OF
**POST GRADUATE DIPLOMA IN COMPUTER
APPLICATION**

IInd SEMESTER

2020-21

Theory

Part A

No.	Title	Marks		Total
		Theory		
		Max.	Min.	
Paper-I	PGDCA-106 : Programming in VB.Net.	100	20	100
Paper-II	PGDCA-107 : Database Management System	100	20	100
Paper-III	PGDCA-108 : Internet and Web Technology	100	20	100

Practical

Part B

	Name of The Practical	Marks	
		Max.	Min.
Practical-I	PGDCA-109 : Practical based on PGDCA106	100	20
Practical -II	PGDCA-110 : Practical based on PGDCA107 and PGDCA 108		

APPROVED BY THE BOARD OF STUDIES ON

NAME	IN THE CAPACITY OF	SIGNATURE
Dr. MADHU SHRIVASTAVA	CHAIRMAN	
Dr. SANJAY KUMAR	SUBJECT EXPERT (University Nominee)	
Shri . RAJU KHUNTTEY	SUBJECT EXPERT (Principal Nominee)	
Mrs. RASHMI SENGUPTA	MEMBER OF THE DEPARTMENT	
Mrs. KIRAN DEWANGAN	MEMBER OF THE DEPARTMENT	
Ku. SANDHYA SAHU	EX-STUDENT	

GOVT.D.B.GIRLS' P.G. COLLEGE, RAIPUR, CHHATTISGARH
Autonomous Under
PT. RAVISHANKAR SHUKLA UNIVERSITY, RAIPUR (C.G.)

POST GRADUATE DIPLOMA IN COMPUTER APPLICATION
2020-21

[DURATION - ONE YEAR - FULL TIME]

The duration of the course shall be one year consisting of two semesters. There shall be three theories and two practical courses in the each semester. There shall be grading system of awards.

Second Semester

PGDCA-106 : Programming in VB.Net.
PGDCA-107 : Database Management System
PGDCA-108 : Internet and Web Technology .
PGDCA-109 : Practical based on PGDCA106

**DEPARTMENT OF COMPUTER SCIENCE
PGDCA IInd SEMESTER
SESSION : 2020-21**

PAPER -I

PGDCA-106 GUI - PROGRAMMING IN VB.NET

Maximum Marks: 100

Number of Units : V

Minimum Marks: 20

UNIT – I

Introduction to .NET -

Overview of .net framework features & architecture , Managed Execution process , CLR , common language specification, JIT Compilation ,MSIL , Namespace ,Assemblies , metadata Common Type, system, Visual development & event driven programming , cross language , interoperability , Garbage collection.

UNIT – II

Programming with .NET Framework –

Windows from : working with Visual Studio IDE , Creating a .NET solution ,MDI application , components and controls , Data types , Variable , Type conversions , Operators , Methods and events , Scope and life time of variables , Creating Enumerations.

UNIT – III

Control Structures -

Control Structures: conditional statement , loops , arrays , types of methods , method data , creating Sub Procedures and Function , MsgBox ,Inputbox ,Introduction to exception handling try catch statement , finally statement , throw , user define Exception.

UNIT – IV

GUI Programming -

GUI Programming with window forms , Showing & hiding , Textbox , RichText box , Lable ,Button, Listbox , Combobox, Checkbox , Picturebox , Radio button , Toggle button , Panel , Groupbox , Scrollbar , Timer , Dialog boxes , Openfile Dialog , Save File dialog , Print dialog , Front dialog , Color dialog , Designing menus and sub menus.

UNIT – V

Database Programming with ADO.net –

ADO .Net Architecture , .Net data provider , dataset components , creating database application using Window forms (Database connectivity through ADO.Net) , Accessing data using server explorer , Data Adapters & Data sets , Command & Data reader , Data bind controls , displaying data in data grid.

BOOK RECOMMENDED:

MSDN online – by Microsoft

Visual Basic .Net Complete- by BPB Publications , New Delhi

The Complete Reference VB.Net –by Jeffery R. Shapiro , Tata Mcgraw Hill.

Professional VB.Net 2003 – by bill Evjen & others , Wiley Dreamtech India(P) Ltd. New Delhi

DEPARTMENT OF COMPUTER SCIENCE
PGDCA IInd SEMESTER
SESSION : 2020-21
PAPER-II
PGDCA-107 Database Management System

Maximum Marks: 100

Number of Units : V

Minimum Marks: 20

UNIT – I : Introduction To DBMS

Purpose of database systems , views of data , Data Modeling , Database Languages , Transaction Management , Storage Management , Database Administrator and User , Database System Structure.

UNIT – II : E-R Model

Entity - Relationship model as a tool for conceptual design-entities, attributes and relationships. ER diagrams; Concept of keys; Case studies of ER modeling Generalization; specialization and aggregation. Converting an ER model into relational Schema..

UNIT – III : Relational Model

Structure to Relational Database, select , Project, cross Product different types of joins (inner join , outer joins , self-join) , set operations , Tuple relational calculus , Domain relational calculus , Simple and complex queries using relational algebra , stand alone and embedded query languages.

UNIT – IV : Relational Database Design:

Normalization concept in logical , Pitfalls in database design , update anomalies , Functional dependencies , join dependencies , Normal forms (1NF , 2NF , 3NF) . Boyce Codd Normal form , Decomposition , Multi- Valued Dependencies , 4NF ,5NF , De- Normalization.

UNIT – V : Introduction to RDBMS Software- SQL/Oracle :

Introduction to personnel and Enterprises Oracle , Data , Types , Commercial Query Language ,SQL , SQL* , PLUS .

DDL and DML: Creating Table, Specify Integrity Constraint, Modifying Existing Table, Dropping Table, Inserting, Deleting and Updating Rows in as Table, Where Clause, Operators, ORDER BY, GROUP Function, SQL Function, JOIN, Set Operation, SQL Sub Queries. Views: What is Views, Create, Drop and Retrieving data from views.

Security: -Management of Roles, Changing Password, Granting Roles & Privilege, with drawing privileges.

Suggested Books :

1. Data base system : Korth & Silberschatz.
2. Data Base Management System : Alexies & Mathews
3. An Introduction to Data base System : C.J. Date
4. Data Base Management System : Raguramakrishnan.
5. Data Base Management System : Elmasri & Nawathe.

DEPARTMENT OF COMPUTER SCIENCE
PGDCA IInd SEMESTER
SESSION : 2020-21
PAPER - III
PGDCA-108 INTERNET AND WEB TECHNOLOGY

Maximum Marks: 100
Minimum Marks: 20

Number of Units : V

UNIT – I Introduction to Computer and Hard ware –

Introduction of Information Technology ,History of Computers , Organization of computers , Number System Programming language and type , Public domain software , Application of Information Technology in business , industry , entertainment science , engineering and medicine.

UNIT – II Internet and its Application

Evolution of internet , Internet application , TCP/IP , Addressing in Internet(IP) , Domains , Internet Service Providers , Connectivity such as dialup , leased line , VSAT, E-mail protocols(X-400 , SMTP , UUCP) , Description of E-Mail headers , Email ,routing , e-mail client, POP-3 , IMAP-4.

UNIT – III FTP and Telnet

Introduction to File Transfer Protocol (FTP) , Type of FTP server (Including anonymous) , Telnet protocol , Telnet client ,Terminal emulation . Usenet and Internet relay chat , Web publishing tool , Website planning , Website Hosting , Multiple sites on one server , Maintaining a web site , WWW server , HTTP & URLs , Registration of website on search engines , maintenance of website .

UNIT – IV Dynamic HTML and Web Designing

HTML Basic concepts , Web designing issue , Structure of HTML document , HTML Elements , core attributes , Language attributes , core Events , Block Level Events , Test Level Events , Linking Basics , Linking in HTML , image s and Anchors , Anchor Attributes , Image as Buttons , Introduction to Layout , Backgrounds , Colors and Text , Fonts , Layout with Tables , Introduction to CSS.

UNIT – V Internet Security

Internet security: Internet security vulnerability and threats, Firewalls, Introduction to AAA, Malwares.

E-Commerce - Introduction , Concepts & technology , Advantages , Limitations , Various electronics , payment system , payment Gateways , Introduction to EDI.

Text Book –

1. Computers Today , S.K. Basadra , Galgotia Publication 2nd edition .
2. Internet for Every One , Alexis Leon and Mathews Leon , Tech World 2008 Print .

Recommend Books –

1. Introduction to Computers , P.K.Sinha , BPB, Publication , 6th edition
2. Fundamentals of Computers , V. Rajaraman , Prentices Hall of India , 4th edition.
3. HTML Complete Reference , Thomas A. Powell , TMH.
4. **Frontiers of Electronics of Commerce** , Ravi KalaKota & Andrew B. Whinston Addison Wesley , 119

DEPARTMENT OF COMPUTER SCIENCE
PGDCA IInd SEMESTER
SESSION : 2020-21
PGDCA-109

Practical based on PGDCA106

1 Scheme of Examination:-

Practical examination will be of 3 hours duration. The distribution of practical marks will be as follows

Program 1	-20
Program 2	-20
Program 3	-20
Viva –Voice	-20
[Practical Copy + Internal Record]	- 20
Total -	100

2 In every program there should be comment for each coded line or block of code

3 Practical file should contain printed programs with name of author, date, path of Program, unit no. and printed output.

4 All the following programs or a similar type of programs should be prepared

Practical List
1. Design the form that calculates Sum, Multiplication, Division and Subtraction of two numbers.

VB.Net

2. Design Simple calculator.
3. Design the form to input radius of a circle and find its circumference and area.
4. Design the form to input length in centimeter and convert it into meter.
5. Design the form to input temperature in Celsius and convert it into Fahrenheit.
6. Design the form to input Principal amount, Time, Rate and calculate Simple Interest and Compound Interest show result information in msgbox.

7. Design a form that shows following operation related to array.
 - a) Sort array elements in ascending or descending order.
 - b) To insert an element in an array
 - c) To delete an element from an array at specified position.
 - e) Print all unique elements in the array.

8. Design a form to check whether a number is PRIME or NOT, using input box and msgbox.
9. Design the form to show the result and percent of PGDCA.

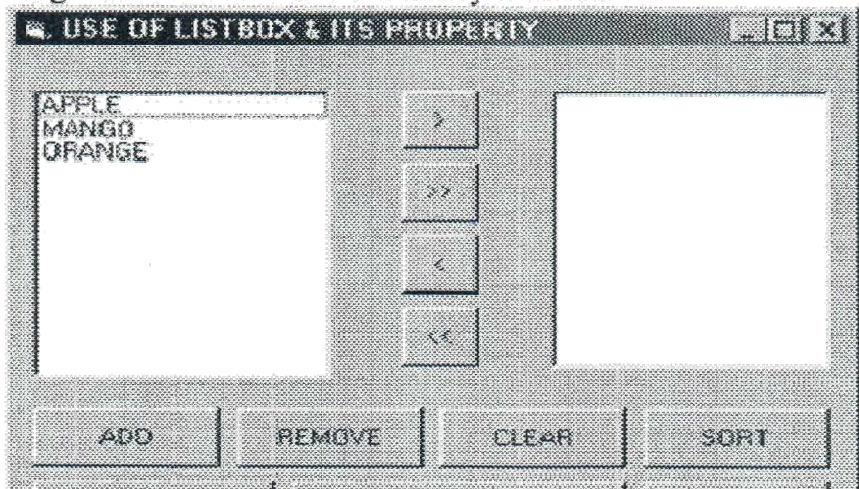
10. Design the following form. So when user clicks on Radio Button then select appropriate checkbox.

The screenshot shows a Windows application window titled "Use Of Option Buttons, Checkbox". The window contains a form with the following elements:

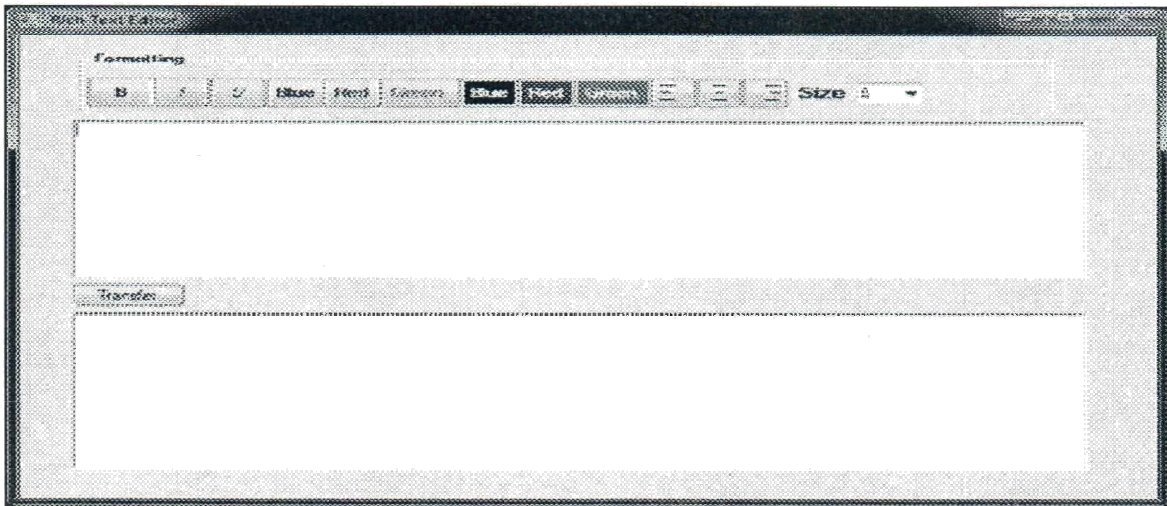
- Gender:** Two radio buttons, "Male" (selected) and "Female".
- Age:** Three radio buttons, "Less Than 18", "19 to 40", and "Over 40".
- Rights:** Three checkboxes, "Drive Car", "Can't Drive Car", and "All Rights".

SECOND SEMESTER

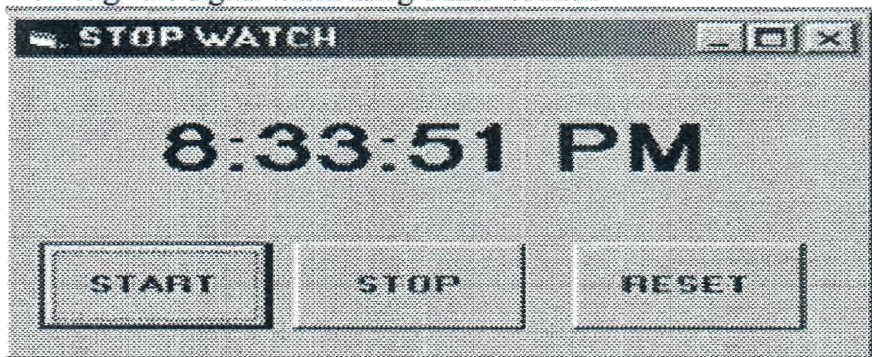
11. Design form that shows the functionality of listbox:



12. Design one form to create application like Rich text document using 1 Rich Textbox and different buttons. When user presses any of this command buttons then the selected content of Rich textbox Will be changed accordingly.




13. Design the digital watch using Timer Control.




14. Design the following form using horizontal scrollbar. In this, when user click on particular scroll bar then back color of shape will be changed to Red, Green & Blue color

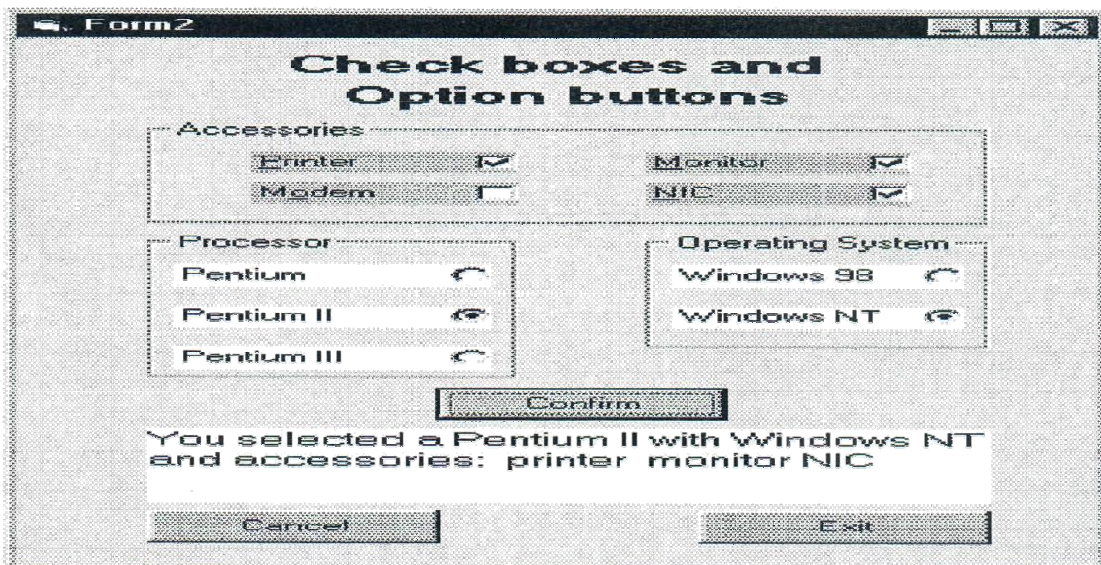
SECOND SEMESTER



15. Design the following form using vertical scrollbar. In this, when user click on particular scroll bar then back color of shape will be changed to Red, Green & Blue color



16. Design the form with different controls.



17. WAP for Exception handling of throwing an exception when dividing by zero condition occurs during arithmetic operation.

18. WAP in vb.net such that throw a user define exception when Temperature is zero.

19. WAP to demonstrate handling of multiple exceptions generated in program.

20. Create following table

Student(id, name, course, DOB, address)

Write vb.net application to

Add records

view all the records

Delete the particular record

View all the student who are studying in course PGDCA using DataSet.

21. Write vb.net application to maintain loan database using connected scenario

Loan(id, cust_num, name, amount, no_of_inst, amt_inst, no_of_inst_over)

Print all the customer who has to pay only one installment.

Print the total amount to be repaid by all the customer

22. Write vb.net application which accesses the following table.

Product_master (pdt_no, description, profit_percent, uni_measure, qty_on_hand, recorder_level, cost_price, sell_price)

Perform insert, delete, view and search for items whose cost price is less than sell price.

23. Write a vb.net application that perform insert, update and delete operations on Employee table & perform a navigation operation on employee records using disconnected scenario.

24. Create table STUDENT with the following columns and datatypes.

Sid Alphanumeric
Name Varchar(20)
DOB DateTime
Addr Varchar(20)
Contact Varchar(10)

1. Insert following records into the table:

Sid	S1	S2	S3
Name	OshoJuneja	NishantSahni	SanyaDua
DOB	28-jan-93	1-oct-92	30-jul-94
Addr	ABC	XYZ	PQR
Contact	9000000000	8000000000	7800000000

ii) Select records from table where age>22.[Use DOB for age calculation].

iii) Count the record in the table.

iv) Display records of the table order by DOB.

Perform using ADO.net in vb.net

25. Write a vb.net program to show data in data grid view.

DEPARTMENT OF COMPUTER SCIENCE
PGDCA IInd SEMESTER
SESSION : 2020-21
PGDCA-110

Practical based on PGDCA107 & PGDCA 108

1 Scheme of Examination:-

Practical examination will be of 3 hours duration. The distribution of practical marks will be as follows

Program 1(SQL)	-15
Program 2(SQL)	-15
Program 3(HTML)	-15
Program 4(HTML)	-15

Viva –Voice	-20
[Practical Copy + Internal Record]	- 20

Total - 100

2 In every program there should be comment for each coded line or block of code

3 Practical file should contain printed programs with name of author, date, path of Program, unit no. and printed output.

4 All the following programs or a similar type of programs should be prepared

Practical List

HTML -

Q.1. Write an HTML program to create the following table:

Class	Subject1	Subject2	Subject3
BCA I	Visual Basic	PC Software	Electronics
BCA II	C++	DBMS	English
BCA III	Java	Multimedia	CSA

Q.2. Write an HTML program to create the following lists:

(I) C

(II) C++

(III) Fortran

(IV) COBOL

Q.3. Write an HTML program to create the following lists:

1. Java

2. Visual Basic

3. BASIC

4. COBOL

Q.4. Write an HTML program to demonstrate hyperlinking between two web pages. Create a marquee and also insert an image in the page.

Q.5. Write an HTML program to create frames in HTML with 3 columns (Width = 30%, 30% , 40%).

Q.6. Write an HTML program to create a web page with a blue background and the following text:

New Delhi

New Delhi, the capital and the third largest city of India is a fusion of the ancient and the modern. The refrains of the Muslim dynasties with its architectural delights, give the majestic ambience of the bygone era.

Q.7. Write an HTML program to create the following table:

Admission

Course	OC	BC	MBC	SC/ST	TOTAL
Computer science	9	18	5	5	37
Commerce	14	25	6	5	50
Grand total					87

Q.8. Write an HTML program to create the following table:

Car Price List

Maruti		Tata		Ford	
Model	Price	Model	Price	Model	Price
Maruti 800	2 Lac	Sumo	2 Lac	Ikon	5 Lac
Omni	3 Lac	Scorpio	3 Lac	Gen	2 Lac

Q.9. Write an HTML program to create the following table:

Students Records

Name	Subject	Marks
Arun	Java	70
	C	80
Ashish	Java	75
	C	69

Q.10. Create an HTML document and embed a flash movie in it.

Q.11. Write the HTML coding to display the following table. Also insert an image in the web page.

Subject	Max	Min	Obtain
Java	100	33	75
Multimedia	100	33	70
Operating System	100	33	68
C++	100	33	73

Q.12. Write the HTML coding to display the following table:

Name		Rahul	
Roll No.		101	
Subject	Max	Min	Obtain
Java	100	33	75
Multimedia	100	33	70

Q.13. Write an HTML program to create a form as the following:

Enter Name:

Enter Roll No.:

Enter Age:

Enter DOB:

Q.14. Write an HTML program to create a web page with an image as background and the following text:

New Delhi

New Delhi, the capital and the third largest city of India is a fusion of the ancient and the modern. The refrains of the Muslim dynasties with its architectural delights, give the majestic ambience of the bygone era.

On the other side New Delhi, the imperial city built by British, reflect the fast paced present. The most fascinating of all is the character of Delhi which varies from the 13th present century mausoleum of the Lodi kings to ultra modern glass skyscrapers.

Q.15. Create the following HTML form.

USERNAME

PASSWORD

When user types characters in a password field, the browser displays asterisks or bullets instead of characters.

Done My Computer 100%

Q.16. Create the following HTML form.

FIRSTNAME :

LASTNAME :

GENDER :
Male Female

SUBJECTS:
Maths
Operating System
CSA

Q.17. Create the following HTML form.

Enter your name :

Enter your rollno :

Subjects :

Java

C

Visual Basic

C++

Class:

Q.18. Write the HTML coding for the following equations:



Q.19. Write the HTML code to display the following:

1. Actors

1. Bruce Willis
2. Gerard Butler
3. Vin Diesel
4. Bradd Pitt

2. Actress

1. Julia Roberts
2. Angelina Jolie
3. Kate Winslet
4. Cameron Diaz

Q.20. Write the HTML code to display the following:

1. Cricket Players

1. Batsman

1. Sachin Tendalkar
2. Rahul Dravid
3. Virendra Schwag

2. Bowler

- d. Kumble
- e. Zaheer Khan
- f. Balaji

3. Spinner

- d) Harbhajan
- e) Kumble
- f) Kartik

List of Practical of SQL

1. Using the following database,
 Colleges (cname, city, address, phone, afdate)
 Staffs (sid, sname, saddress, contacts)
 StaffJoins (sid, cname, dept, DOJ, post, salary)
 Teachings (sid, class, paperid, fsession, tsession)
 Subjects (paperid, subject, paperno, papername)

Write SQL statements for the following –

- a. Create the above tables with the given specifications and constraints.
- b. Insert about 10 rows as are appropriate to solve the following queries.
- c. List the names of the teachers teaching computer subjects.
- d. List the names and cities of all staff working in your college.
- e. List the names and cities of all staff working in your college who earn more than 15,000

2. Using the following database,
 Colleges (cname, city, address, phone, afdate)
 Staffs (sid, sname, saddress, contacts)
 StaffJoins (sid, cname, dept, DOJ, post, salary)
 Teachings (sid, class, paperid, fsession, tsession)
 Subjects (paperid, subject, paperno, papername)

Write SQL statements for the following –

- a. Find the staffs whose names start with „M“ or „R“ and ends with „A“ and/or 7 characters long.
- b. Find the staffs whose date of joining is 2005.
- c. Modify the database so that staff N1 now works in C2 College.
- d. List the names of subjects, which T1 teaches in this session or all sessions.
- e. Find the classes that T1 do not teach at present session.

3. Using the following database,
 Colleges (cname, city, address, phone, afdate)
 Staffs (sid, sname, saddress, contacts)
 StaffJoins (sid, cname, dept, DOJ, post, salary)
 Teachings (sid, class, paperid, fsession, tsession)
 Subjects (paperid, subject, paperno, papername)

Write SQL statements for the following –

- a. Find the colleges who have most number of staffs.
- b. Find the staffs that earn a higher salary who earn greater than average salary of their college.

- c. Find the colleges whose average salary is more than average salary of C2
- d. Find the college that has the smallest payroll.
- e. Find the colleges where the total salary is greater than the average salary of all colleges.

4. Using the following database,

Colleges (cname, city, address, phone, afdate)

Staffs (sid, sname, saddress, contacts)

StaffJoins (sid, cname, dept, DOJ, post, salary)

Teachings (sid, class, paperid, fsession, tsession)

Subjects (paperid, subject, paperno, papername)

Write SQL statements for the following –

- a. List maximum, average, minimum salary of each college.
- b. List the names of the teachers, departments teaching in more than one department.
- c. Acquire details of staffs by name in a college or each college.
- d. Find the names of staff that earn more than each staff of C2 College.
- e. Give all principals a 10% rise in salary unless their salary becomes greater than 20,000 in such case give 5% rise.

5. Using the following database,

Colleges (cname, city, address, phone, afdate)

Staffs (sid, sname, saddress, contacts)

StaffJoins (sid, cname, dept, DOJ, post, salary)

Teachings (sid, class, paperid, fsession, tsession)

Subjects (paperid, subject, paperno, papername)

Write SQL statements for the following –

- a. Find all staff that do not work in same cities as the colleges they work.
- b. List names of employees in ascending order according to salary who are working in your college or all colleges.
- c. Create a view having fields sname, cname, dept, DOJ, and post
- d. Create a view consisting of cname, average salary and total salary of all staff in that college.
- e. Select the colleges having highest and lowest average salary using above views.
- f. List the staff names of a department using above views.

6. Create the following database,

Enrollment (enrollno, name, gender, DOB, address, phone)

Admission (admno, enrollno, course, yearsem, date, cname)

Colleges (cname, city, address, phone, afdate)

FeeStructure (course, yearsem, fee)

Payment (billno, admno, amount, pdate, purpose)

Write SQL statements for the following –

- a. Create the above tables with the given specifications and constraints.
- b. Insert about 10 rows as are appropriate to solve the following queries.
- c. Get full detail of all students who took admission this year class wise
- d. Get detail of students who took admission in Bhilai colleges.
- e. Calculate the total amount of fees collected in this session
 - i) By your college ii) by each college iii) by all colleges

7. Create the following database,

Enrollment (enrollno, name, gender, DOB, address, phone)

Admission (admno, enrollno, course, yearsem, date, cname)

Colleges (cname, city, address, phone, afdate)

FeeStructure (course, yearsem, fee)

Payment (billno, admno, amount, pdate, purpose)

Write SQL statements for the following –

- a. List the students who have not payed full fee
 - i) in your college ii) in all colleges

Signature of Chairman

D:\2020-21\SYLLABUS 2020-21\PGDCA\PGDCA-Semester-II.doc

Signature of Member(Subject)

Page 16 of 17

- b. List the number of admissions in your class in every year.
- c. List the students in the session who are not in the colleges in the same city as they live in.
- d. List the students in colleges in your city and also live in your city.
- e. Delete all the records of student who live in city Raipur.

8. Create the following database,
Subjects (paperid, subject, paper, papername)
Test (paperid, date, time, max, min)
Score (rollno, paperid, marks, attendance)
Students (admno, rollno, class, yearsem)

Write SQL statements for the following –

- a. Create the above tables with the given specifications and constraints.
- b. Insert about 10 rows as are appropriate to solve the following queries.
- c. List the students who were present in a paper of a subject.
- d. List all roll numbers who have passed in first division.
- e. List all students in BCA-II who have scored higher than average
i) in your college ii) in every college
- f. List the highest score, average and minimum score in BCA-II
i) in your college ii) in every college